

● 标准产品规格表 Standard specifications: P138

### 产品特性 Product features

- 高温180度下高耐磨材料。在旋转运动中耐磨性更为出色。对轴材料硬度要求较低
- 连续使用温度: -100℃/+180℃
- 适合于运行、免维护
- 应用于中高载荷
- 较低的摩擦系数
- Good wear resistance material under high temperature of 180℃. Better wear resistance for the rotation application and it has no critical requirement about the shaft hardness
- Continuous working temperature: -100℃/+180℃
- Maintenance-free dry operation
- Suitable in high load
- Lower friction

### 材料数据表 Material properties data table

材料性能 Material properties	测试标准 Standard	单位 Unit	CSB-EPB25
颜色 Color	-	-	黄色 Yellow
密度 Density	ISO1183	g/cm <sup>3</sup>	1.44
最大吸湿率 Max. moisture absorption, 50%RH	ISO62	%	0.3
最大吸水率 Max. water absorption	ISO62	%	1.6
对钢动摩擦系数 Coefficient of sliding friction(steel)	ITS025	μ	0.08-0.20
极限PV值 Max. PV value	ITS026	N/mm <sup>2</sup> × m/s	0.45
弯曲模量 Flexural modulus	ISO178	MPa	4500
弯曲强度 Flexural strength	ISO178	MPa	100
最大静载荷 Max. static load	ITS027	MPa	60
最大动载荷 Max. dynamic load	ITS028	MPa	30
邵氏硬度 Shore hardness	ISO868	D	79
连续运行温度 Long-term application temperature	ITS029	℃	+180
短时运行温度 Short-term application temperature	ITS029	℃	+220
最低运行温度 Lowest application temperature	ITS029	℃	-100
导热性 Thermal conductivity	ISO22007	W/m/K	0.24
线性热膨胀系数 Coefficient of thermal expansion	ISO11359	K <sup>-1</sup> × 10 <sup>-5</sup>	7
阻燃等级 Flammability	UL94	Class	V0
体电阻率 Volume resistance	IEC60093	Ω·cm	>10 <sup>13</sup>
面电阻率 Surface resistance	IEC60093	Ω	>10 <sup>10</sup>

\*ITS: CSB内部测试标准 CSB company's internal test standards.

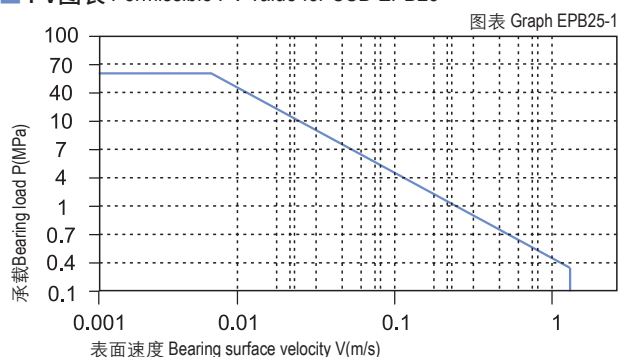
\*\*除非特殊说明测试温度为23℃ Test temperatures are 23℃ unless otherwise stated.

### 轴承PV值 PV value

CSB-EPB25塑料轴承最大运行PV值为0.45N/mm<sup>2</sup> × m/s; 由此决定轴承所承受的载荷与速度成反比, 详细查阅图表EPB25-1。

The max PV value of the CSB-EPB25 plastic bearings is 0.45N/mm<sup>2</sup> × m/s which determines the load capacity of bearing is inversely proportional to the speed. Please refer to the chart for more detailed information (Graph EPB25-1).

■ PV图表 Permissible PV value for CSB-EPB25



## 轴承的载荷、速度、温度 Load, speed and temperature

CSB-EPB25塑料轴承可承受最大静载荷为60Mpa，在此载荷下轴承的最大压缩变形量参考图表EPB25-2，轴承实际工作载荷略小于60Mpa，载荷还受到运行速度以及温度的影响，速度越快 (Vmax: 1.3m/s) 会导致摩擦温度上升，而温度上升 (Tmax: 180℃) 会导致轴承的承载能力逐渐减弱，载荷随轴承工作温度变化情况参考图表EPB25-3。

CSB-EPB25 allows the Max static load of 60Mpa, The max compressive deformation rate under the max load is listed in Graph EPB25-2, The actual load capacity of bearing is slightly less than 60Mpa, The bearing load is variable against the speed and temperature, Fast speed (Vmax: 1.3m/s) results into higher temperature (Tmax: 180℃) which decreases the load capacity of the bearing. Please refer to the Graph EPB25-3 for such variation.

## 轴承的摩擦系数、磨损、轴材料 Friction factor, wear and shaft material

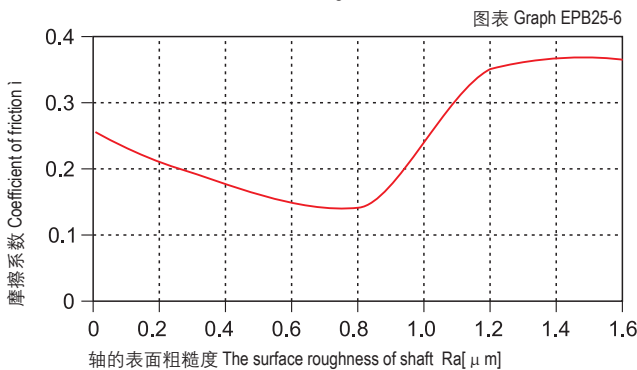
### 摩擦系数 Friction factor

图表EPB25-4表明CSB-EPB25塑料轴承的摩擦系数随着运动速度的变化影响较小，而图表EPB25-5表明CSB-EPB25塑料轴承的摩擦系数随着载荷的增加明显减小，在载荷超过20Mpa是逐渐趋于平稳；图表EPB25-6表明CSB-EPB25塑料轴承的摩擦系数受轴粗糙度的影响也相对比较小；虽然如此，我们还是建议轴的表面不能太光滑，也不能过于出差，推荐使用轴的粗糙度为Ra0.7 ~ 0.9μm；

Graph EPB25-4 shows that the friction factor of CSB-EPB25 is not sensitive to the operation speed and Graph EPB25-5 shows that the friction factor is CSB-EPB25 is decreased along with the loading increasing and become stable when the loading is over 20Mpa. Graph EPB25-6 tells that the friction factor of CSB-EPB25 is also not sensitive to the shaft roughness but we still recommend the shaft roughness to be Ra0.7~0.9.

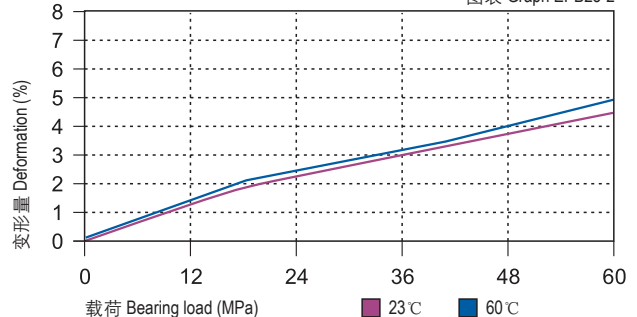
### 摩擦系数与轴表面粗糙度关系图表

Coefficient of friction & the surface roughness of shaft



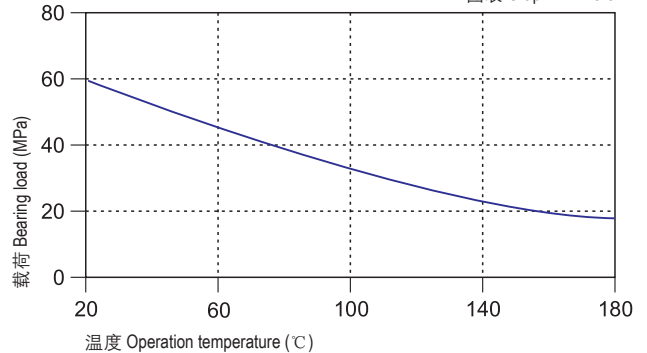
### 载荷-温度-变形量图表 Load-Temperature deformation

图表 Graph EPB25-2



### 载荷-温度图表 Load-Temperature diagrams

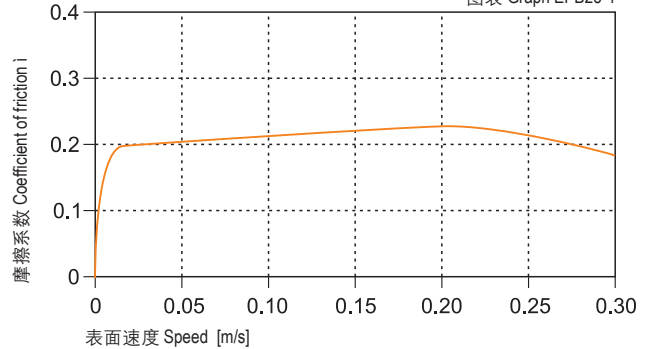
图表 Graph EPB25-3



### 摩擦系数与速度变化关系图表 P=2MPa

Coefficient of friction & the speed of bearing, p = 2 MPa

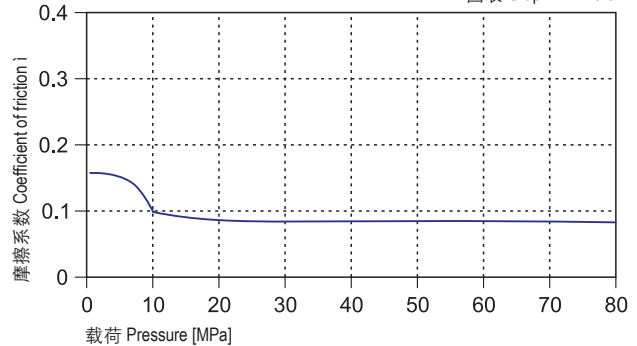
图表 Graph EPB25-4



### 摩擦系数与载荷变化关系图表 v=0.2m/s

Coefficient of friction & the pressure of bearing, v = 0.2 m/s

图表 Graph EPB25-5



CSB-EPB25	干运行 Dry	油脂 Grease	油 Oil	水 Water
摩擦系数 $\mu$ Friction coef.	0.08~0.20	0.09	0.04	0.04

### 磨损与轴材料 Wearing and shaft material

图表EPB25-7与图表EPB25-8表明CSB-EPB25塑料轴承在2Mpa下做旋转运动时，磨损随着轴材料的变化较大；通过实验表明CSB-EPB25塑料轴承在做旋转运动时比较适合用于硬轴，硬化钢轴和不锈钢轴上用于CSB-EPB25塑料轴承能获得良好的运行效果。硬铬轴更适合用于高载荷下的CSB-EPB25塑料轴承，随着载荷的不断增大，轴承的磨损速率却变化较小。

Graph EPB25-7 and EPB25-8 shows that the wearing of CSB-EPB25 is sensitive to different materials under rotation operation with the loading of 2Mpa. It is suitable for hardened shaft, hardened steel shaft and stainless steel shaft in the rotation operation. Hardened chrome steel shaft is the best choice for CSB-EPB25. The wearing will be decreased as long as the loading increasing.

### 化学抗性 Chemical resistance

CSB-EPB25塑料轴承能抵抗弱碱以及各类润滑油的腐蚀。  
CSB-EPB25 is good at chemical resistance against weak acidic medium and various kinds of lubricants.

### 吸水性 Water absorption

CSB-EPB25塑料轴承在标准大气中的吸湿率为0.3%。浸泡在水中最高吸水率为1.6%。较低的吸水率只有在极端应用中才需要更改轴承设计。

The moisture absorption of CSB-EPB25 plastic bearings is 0.3% in standard atmosphere. The max. water absorption is 1.6% in water. These values are so low that design changes due to absorption are only necessary in extreme applications.

### 抗UV性能 UV resistance

CSB-EPB25塑料轴承长久暴露在紫外线下颜色基本不会改变。材料性能基本都不会发生改变。

CSB-EPB25 can maintain its color unchanged when it is exposed into the UV ray. The material performance stays stable.

### 安装公差 Installation tolerances

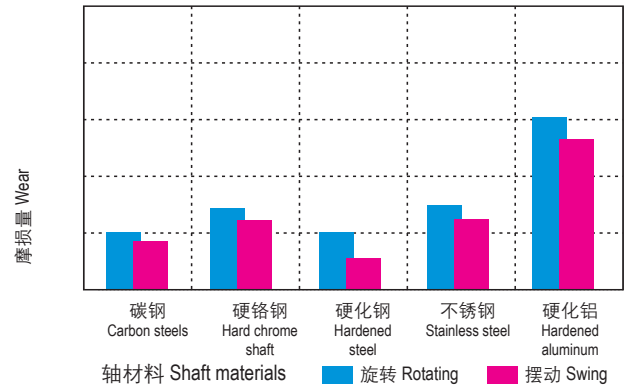
CSB-EPB25塑料轴承压装后公差 Tolerances after pressfit

直径 Di. [mm]	CSB-EPB25 E10 [mm]	座孔 Housing H7 [mm]	轴 Shaft h9 [mm]
>0 ~ 3	+0.014 ~ +0.054	0 ~ +0.010	0 ~ -0.025
>3 ~ 6	+0.020 ~ +0.068	0 ~ +0.012	0 ~ -0.030
>6 ~ 10	+0.025 ~ +0.083	0 ~ +0.015	0 ~ -0.036
>10 ~ 18	+0.032 ~ +0.102	0 ~ +0.018	0 ~ -0.043
>18 ~ 30	+0.040 ~ +0.124	0 ~ +0.021	0 ~ -0.052

### 在不同轴材料上旋转时的磨损量 $p=2\text{MPa}$ , $v=0.2\text{m/s}$

Wear under rotating with different shaft materials,  $p = 2 \text{ MPa}$ ,  $v = 0.2 \text{ m/s}$

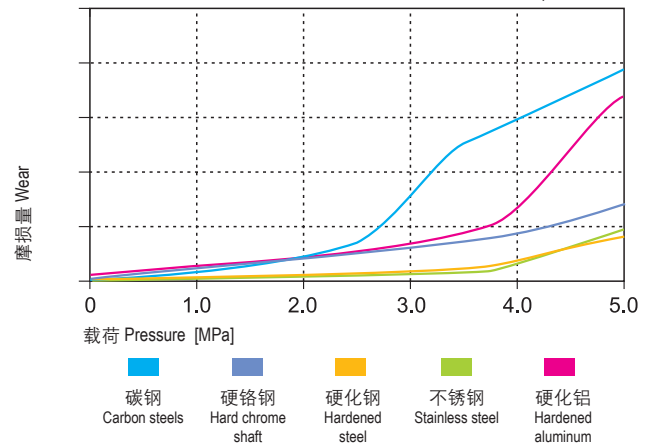
图表 Graph EPB25-7



### 旋转磨损随轴材料与压力变化关系 $v=0.2\text{m/s}$

Wear & pressure under rotating with different shaft materials,  $v = 0.2 \text{ m/s}$

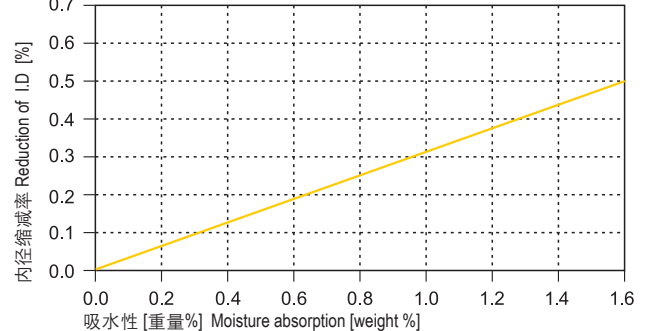
图表 Graph EPB25-8



### 吸水性的影响

Effect of moisture absorption on EPB25 bearings

图表 Graph EPB25-9



直径 Di. [mm]	CSB-EPB25 E10 [mm]	座孔 Housing H7 [mm]	轴 Shaft h9 [mm]
>30 ~ 50	+0.050 ~ +0.150	0 ~ +0.025	0 ~ -0.062
>50 ~ 80	+0.060 ~ +0.180	0 ~ +0.030	0 ~ -0.074
>80 ~ 120	+0.072 ~ +0.212	0 ~ +0.035	0 ~ -0.087
>120 ~ 180	+0.085 ~ +0.245	0 ~ +0.040	0 ~ -0.100